

IT4 & FT4 REGENERATION PROCESS

3 THROUGH 8 SERIES TRACTORS








IMPORTANT:

If operator disregards indicators and continues to operate vehicle without allowing a parked cleaning, engine performance will be reduced.

What you need to do/know:

- Keep the regeneration switch in **Auto** Position
- Allow tractor to complete regeneration prior to shutting engine off
- Failure to follow the regeneration procedures will require the servicing dealer to perform the regeneration, which is not covered by warranty and is at the expense of the owner

Indicators	Description	Operator Action
Exhaust Filter Cleaning Indicator 	Active when: <ol style="list-style-type: none"> 1. Exhaust gas temperature is high 2. Elevated idle is active 3. Exhaust filter cleaning is in process 	Machine can be operated as normal. If operating in an area where high exhaust temperatures may be an issue, disable exhaust filter cleaning by using the disable feature.
Exhaust Filter Needs Cleaning Indicator 	Active when: ECU Request exhaust filter cleaning	If below 1200 rpm, increase throttle and allow auto cleaning to be performed
Exhaust Filter Needs Cleaning Indicator 	Active when: ECU will limit engine power until exhaust filter cleaning occurs	Begin a manual / parked cleaning.
Exhaust Filter Needs Cleaning Indicator 	Active when: Exhaust filter requires service. Machine power is limited.	Service the exhaust filter. Contact your servicing dealer.
Auto Cleaning Disabled Indicator 	Active when: Auto exhaust filter cleaning is disabled.	If possible, enable auto cleaning

Contact your local TriGreen Equipment Service Department with any questions or concerns.